
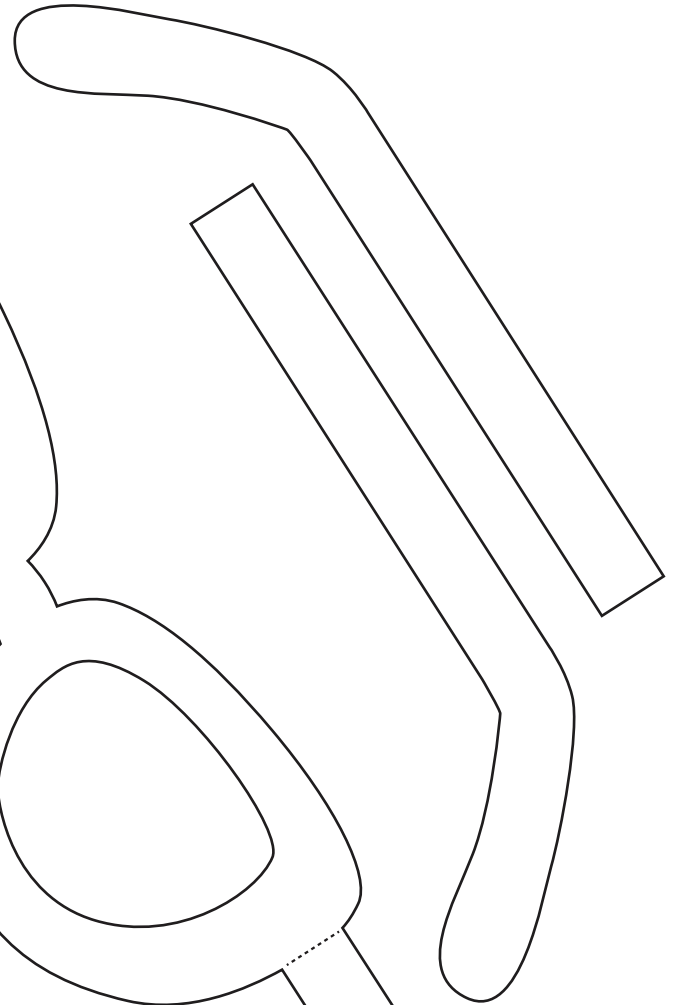
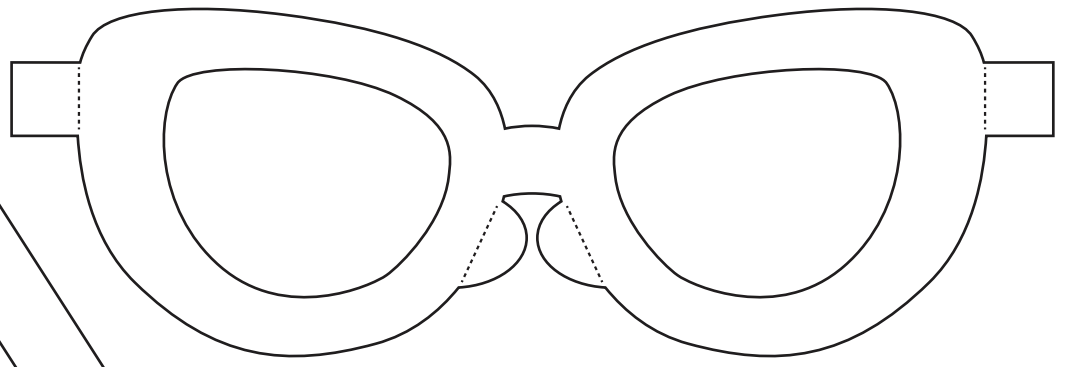


In order to save paper, this sheet has 3 sets of printable glasses, but two of the sets need to be supplied in pieces, so they will all fit on the page!

First cut out the set of glasses that are all in one piece (don't forget to cut out the eye holes too!). Fold the side arms and the nose rests along the dotted lines, and they're ready to go.

Then cut out the remaining parts, if you'd like to make up two more sets of glasses, using the first set as a reference. Glue the arms onto the little tabs, and fold along the dotted lines, as before.



My name is:

Love and
Kindness

Teamwork
and Friendship

Bravery and
Honesty

Exploring
and Learning

Love of Life
and our World



Character Strengths Checklist