



# Reading Guide at Horn's Mill



## Hello!

This is a short guide to everything reading in Team 1 at Horn's Mill. On the inside cover of your child's reading log, there is some guidance about Reading at Horn's Mill.

This guide just gives you all further information on how best to support your child's reading journey at home, with links to guidance videos and recommended resources 😊

**Read Write Inc.**  
Phonics

## Phonics...

In Team 1, children will have a daily phonics session to build on the reading learnt in their reception year. Children are assessed regularly and regrouped as appropriate. We deliver phonics teaching using the programme Read Write Inc, which the children call '**Ready Steady Read**'. Following their learning in reception, children will begin to learn **set 2** then **set 3** sounds which we call 'special friends' (please see the chart below). Special friends are a group of 2 or 3 letters which make 1 sound, such as 'th' or 'tch'. The pronunciation of sounds is extremely important at this stage of your child's reading journey and '**pure sounds**' should always be used. The video below gives guidance to the correct pronunciation of sounds.

<https://www.youtube.com/watch?v=TkXcabDUg7Q> .

Children will also be taught to read '**tricky words**', which do not sound as they should, such as 'to', where the letter 'o' makes an /oo/ sound. Tricky words are taught in a sequence in accordance with their book band. Please see the list of tricky words below which your child will learn throughout their year in Team 1.

## Library Books...

Library books are chosen independently by your child from our class library. This book is to be read/shared together as a family during story time at home. While reading, encourage your child to use the illustrations to gain understanding of the narrative of the text. Ensure lots of discussion takes place about the story, make predictions together, discuss new vocabulary and ask your child simple questions about what has been read. Most importantly – make it fun! 😊

## Book changing days...

**Monday** – Library books

**Tuesday & Friday** –  
Individual reading books  
(when ready)

## Useful resources to have at home...

There are a few resources that would be useful to have at home to support your child's reading.

**Flashcards** – perfect for identifying set 2 and 3 sounds and to support sounds-blending at home. (Scan QR)















**Handwriting Phrases** – Your child will be taught to form letters using the handwriting phrases below. Having a copy of these at home to support your child would be most helpful for them 😊

## Also...


















Please ensure your child's reading log & books are always in their book bag. We often read with children in school, so it is really helpful to have everything there in their bag.

Thank you for your support 😊

# Set 2 Sounds

ay  may I play?	ee  what can you see?	igh  fly high	ow  blow the snow	oo  poo at the zoo
oo  look at a book	ar  start the car	or  shut the door	air  that's not fair	ir  whirl and twirl
			ou  shout it out	oy  toy for a boy

# Set 3 Sounds

ea  cup of tea	oi  spoil the boy			
ā-e  make a cake	i-e  nice smile	ō-e  phone home	ū-e  huge brute	aw  yawn at dawn
are  care and share	ur  nurse with a purse	er  a better letter	ow  brown cow	ai  snail in the rain
oa  goat in a boat	ew  chew the stew	ire  fire, fire!	ear  hear with your ear	ure  sure it's pure

# Tricky Words

Taught in accordance with book band level:

Red  
books:

I  
of  
my  
to  
no  
the

Green  
books:

your  
said  
you  
he  
are

Purple  
books:

me  
go  
baby

Pink  
books:

all  
like  
I've  
want  
call  
we  
be  
her  
she  
washing  
some  
there  
so

Orange  
books:

what  
they  
do  
old  
was

Yellow  
books:

one  
saw  
watch  
watches  
school  
small  
by  
wall  
who  
tall  
call  
brother  
I'm  
any  
fall  
were

Blue  
books:

other  
two  
could  
would  
their  
anyone  
over  
does  
through  
once  
here  
son  
you're  
here  
why  
humans  
whole

Grey  
books:

should  
come  
many  
mother  
father  
water  
great  
above  
someone  
another  
walk

# Handwriting Phrases

## Handwriting phrases for helping your child to form letters

This works best if your child practises for a short time every day.

1. Show the picture side and air-write as you say the phrase
2. Ask your child to practise in the air with you
3. Using a sharp pencil and sat at a table, encourage your child to have a go
4. Praise your child for their efforts

- m** Maisie, mountain, mountain  
**a** round the apple, down the leaf  
**s** slither down the snake  
**d** round his bottom, up his tall neck and down to his feet  
**t** down the tower, across the tower  
**i** down the body, dot for the head  
**n** down Nobby, over his net  
**p** down the plait and over the pirate's face  
**g** round her face, down her hair and give her a curl  
**o** all around the orange  
**c** curl around the caterpillar  
**k** down the kangaroo's body, tail and leg  
**u** down and under, up to the top and draw the puddle  
**b** down the laces to the heel, round the toe  
**f** down the stem and draw the leaves  
**e** lift off the top and scoop out the egg  
**l** down the long leg  
**h** down the head to the hooves and over his back  
**r** down his back and then curl over his arm  
**j** down his body, curl and dot  
**v** down a wing, up a wing  
**y** down a horn, up a horn and under his head  
**w** down, up, down, up  
**z** zig-zag-zig  
**q** round her head, up past her earrings and down her hair  
**x** down the arm and leg and repeat the other side

